

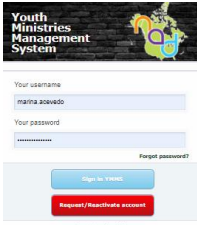
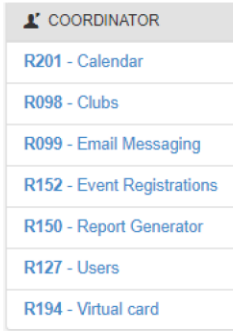



YMMS - How to ...

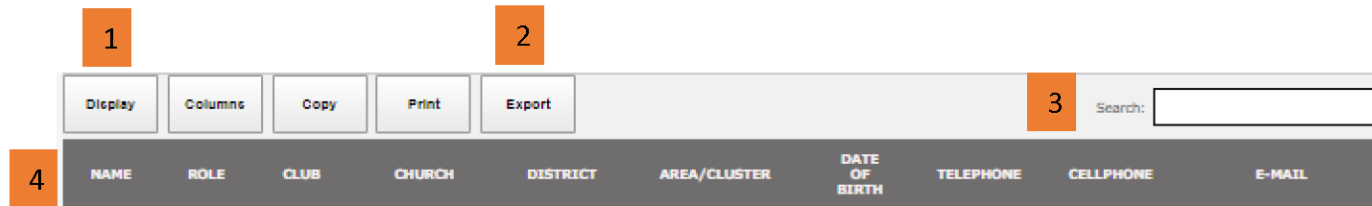
Get Club Directors' Contact Info

Florida Conference - Pathfinder & Adventurer Department

Let's get started!

<p>Step 1</p> <p>Log into your account at www.nadyouth.com</p> 	<p>Step 2</p> <p>On the Left Hand Menu Click "Coordinator" Then, Click "Report Generator"</p> 	<p>Step 3</p> <p>At the top of the page you will find a Drop Down Menu</p> <p>Select: 128 - My Directors Created by PAD</p> <p>And Click on the Execute Button</p>  <p>Director's Cell # and Emails should now appear in a list below.</p>
---	---	---

Additional Tips:



1	You can modify what Columns of Information you see by Clicking on the Display Button Note: Any preferences you turn on or off here will change the list.
2	You may also export the information in a few different formats by Clicking the Export Button.
3	If you wish to just see one particular Club or Director's Contact Info you may type the name in the Search Bar on the right hand side.
4	You may also sort the list by clicking on the name of the particular column you wish to use.